

SHRIVENHAM VILLAGE PLAN



STOP! DO NOT THROW AWAY! THIS IS AN IMPORTANT DOCUMENT FOR SHRIVENHAM!

This is your opportunity to influence the future of Shrivenham and what facilities are available to you.

The questionnaire should take no longer than 20 minutes of your time.

Dear Fellow Residents,

Who is the Shrivenham Village Planning Group?

We are all volunteers from Shrivenham and want to get involved in sustaining the things in Shrivenham you all like and improving the things you don't. Supported by the Parish and Oxford Rural Community Councils we are preparing the Village Plan document.

Why do we need a Village Plan?

Communities everywhere are constantly changing, and you may not know that nationally and for a number of years now, local communities have been developing their community plans to help influence the direction of change. Village Plans give an opportunity for everyone to make themselves heard and they provide a way for you to have your say. For example, would you like to see more open spaces, improved social and leisure facilities, more effective public transport and traffic control measures, better access to health care and housing provision?

The Village Plan has a very important role to play in setting out a vision for our village and will be used in the formulation of local planning and development policies. This questionnaire is a key part of the process of developing our Village Plan, and therefore it is important that you take it seriously.

Responses will be treated as confidential and the Village Planning Group will not associate any published results with a specific household. Fully completing this questionnaire entitles you to be entered into a prize draw to win a £50 cash prize.

Please complete this questionnaire for collection from October 25th through the period to November 1st. Collection will be by a representative of the Village Planning Group.

Further copies of this questionnaire can be obtained from the Shrivenham Post Office or downloaded from http://www.shrivenham.org/parish/village_plan.html.

The Shrivenham Village Plan is supported by the Shrivenham Parish Council and the Oxfordshire Rural Community Council, an independent registered charity that aims to improve the quality of life for those who live or work in rural Oxfordshire.




If you want to know more about village plans, please visit the Shrivenham Village Website or the Oxfordshire Rural Community Council at www.oxonrcc.org.uk

If you wish to enter the prize draw please complete the table below.

House Number	Street Name

Instructions

This survey is designed for everybody in your household aged eight and above to complete individually. There is a separate column for each person as the following example shows. In this example, Bob, Sue, Emily and Daniel make up the household. Note that the example shows that Bob, Sue and Emily will keep the same letters for all the questions they answer and Daniel, who is 7 years old, does not complete the questionnaire.

Gender (please tick appropriate box)	A 	B 	C 	D	E
Male	✓				
Female		✓	✓		

If there are more than 5 people in your household, or you would like to keep responses confidential within your household, then please ask for an additional questionnaire from the Post Office or download a questionnaire by visiting:
http://www.shrivenham.org/parish/village_plan.html

Section 1: About your household.

Your Post Code	SN6
----------------	-----

Note: We have to ask demographic questions to make sure that we have captured the views and needs of everybody in Shrivenham.

Q 1.1 Number of People in your household	
Number of People aged 8 and above.	

Q 1.2 Gender (please tick appropriate box)	A	B	C	D	E
Male.					
Female.					

Q 1.3 Your age: Please tick a box for your age group.	A	B	C	D	E
8 to 11 yrs old.					
12 to 18 yrs old.					
19 to 24 yrs old.					
25 to 44 yrs old.					
45 to 59 yrs old.					
60 to 74 yrs old.					
75 and above yrs old.					

Q 1.4 How long have you lived in Shrivenham? Please tick the box that applies	A	B	C	D	E
Up to 1 yr.					
1 to 5 yrs.					
6 to 10 yrs.					
11 to 20 yrs.					
More than 20 yrs.					

Section 2: Shrivenham and your Environment.

Earlier surveys have indicated that there are concerns about certain aspects of the village environment. We would like to find out your opinion regarding some of these issues.

Q2.1 How satisfied are you with these environmental issues?		A	B	C	D	E
Use a scale of 1-5 to answer these questions. 1 = very dissatisfied 2 = dissatisfied 3 = no opinion 4 = satisfied 5 = highly satisfied	Appearance of road signs on entering the village.					
	Quality of pavement and footpath surfaces.					
	Tidiness of pavements and footpaths.					
	Maintenance of kerb-side verges.					
	Appearance of fronts of business premises in the High Street.					
	Hedge trimming beside village paths.					
	Provision for bicycle parking in the High Street.					
	Ease of finding a car parking space in the High Street.					

Q 2.2 Please tell us more about the specific concern(s) you have regarding the village environment. This could be more detail on one of the above issues or something different.	
Person	Details of your issue or concern
A	
B	
C	
D	

E	
---	--

Q 2.3 On a scale of 1 to 5, how important do you think it is for Shrivenham to retain the existing boundary of the built-up area over the next few decades?	A	B	C	D	E
Enter a number in the box where: 1 = of no importance; 2 = not very important; 3 = neutral; 4 = important; 5 = very important					

Section 3: Shrivenham Local Economy

We have broadband access in Shrivenham, but would like to know how this service meets your needs. We can use this information to lobby the appropriate bodies if required.

Q 3.1 If you have broadband access in Shrivenham, on a scale of 1 to 5, how important is it to you to have a faster broadband speed?	A	B	C	D	E
Enter a number in the box where: 1 = of no importance 2 = not very important; 3 = neutral; 4 = important; 5 = very important					

We would like to find out more about how often people use the following facilities. This information will help local businesses develop in Shrivenham

Q 3.2 How often do you use the following village facilities?		A	B	C	D	E
Use a scale of 1-5 to answer these questions. 1 =Never 2 =Less than once a month; 3 =Once a month or more 4 =Once a week 5 =More than once a week	Post Office.					
	Bank.					
	Supermarket.					
	Newsagent.					
	Florists.					
	Public Houses.					
	Chemists.					
	Restaurants and Take away food.					
	Garage.					
	Hardware Shop.					
	Hair Dressers.					

We would like to help local businesses understand if there any other shops or services that would be welcome in Shrivenham.

Q3.3 Would you like to have any more shops or services in Shrivenham?	
Person	Please state the type of new shop or service that you would most like to see in the village or leave blank if you have no opinion:
A	
B	

C	
D	
E	

Section 4: Health

Q 4.1 Does Elm Tree Surgery adequately cater for your health service needs.	A	B	C	D	E
Yes					
No					
Not Applicable					
Please tick only one box in each column					

Q 4.2 What other feedback do you have on Healthcare services? For example, are there any additional services you would like the Surgery to provide?	
Person	
A	
B	
C	
D	
E	

NOTE: If you would like to be involved in the Friends of Shrivvenham Surgery, which feeds back views on healthcare matters, please contact the surgery

Section 5: Transport and Highways

We would like to find out about your view on cycle paths in and around Shrivenham in order to gauge the likely level of use. This information can be used to lobby the appropriate bodies.

Q 5.1 How often would you use a cycle path to the following areas should one be available?		A	B	C	D	E
Use a scale of 1-5 to answer these questions. 1 =Never 2 =Less than once a month; 3 =Once a month or more 4 =Once a week 5 =More than once a week	Shrivenham to Faringdon.					
	Shrivenham to Highworth.					
	Shrivenham to Swindon.					

Q 5.2 If there is another cycle route that we have not included above that you would use, please specify below and indicate level of use using the same 1 to 5 scale as above.		
Person		Usage (1 to 5)
A		
B		
C		
D		
E		

A number of concerns have been raised regarding traffic related issues in the village. In questions 5.3 and 5.4, we would like to determine the strength of views on this and how they may best be resolved.

Q 5.3 In your street, is traffic a concern?		A	B	C	D	E
Please indicate by each category how village traffic affects you in your street Use the scale of 1 to 4 below 1 = No concern. 2 = Occasional minor nuisance. 3 = Frequent nuisance. 4 = Affects quality of daily life.	Noise.					
	Volume of Traffic.					
	In your view, traffic travelling too fast.					
	Parked vehicles.					

Q 5.4 Please tell us your view on how we might deal with traffic in Shrivenham.		A	B	C	D	E
Use a scale of 1-5 to express your preference for each idea. 1 = Strongly oppose idea 2 = Oppose 3 = Neutral 4 = In favour 5 = Highly in favour of idea	More traffic calming measures at the road entrances to the village.					
	Speed cameras at the entrances to the village.					
	More traffic calming along the High Street.					
	Increased signage along A420 to discourage vehicles from passing through the village.					
	A reduction in the speed limit to 20mph along the High Street between the 2 mini roundabouts.					
	Additional speed indicating signs.					
	Speed Camera Signs at all Village entrances.					
	Time restrictions to parking in the High Street, for example, 2 or 3 hour parking limit.					
	Variable speed limit outside the School.					

We would like to find out if there are any improvements needed in the access to public transport services.

Q 5.5 Do mobility problems prevent you from accessing public transport? Please the appropriate box.		A	B	C	D	E
	Yes					
	No					

Q 5.6 If you answered Yes to 5.5, please tell us what would help?	
A	
B	
C	
D	
E	

We would like to find out if there are any further opportunities for public transport that service Shrivenham. Knowing more about where you regularly travel will help us identify these opportunities

Q 5.7 Please write the name of the city, town or village where you work. (Leave blank if not applicable).	
A	
B	
C	
D	
E	

Q 5.8 Please tell us where you go to School / College. (Leave blank if not applicable).	
A	
B	
C	
D	
E	

The proposed Eastern expansion of Swindon may provide transport opportunities that would be beneficial to residents of Shrivenham.

Q 5.9 With the proposed Eastern expansion of Swindon, which of these Transport matters would you like to see included in the plans for the development?		A	B	C	D	E
Enter a number in the box where: 1 = of no importance; 2 = not very important; 3 = neutral; 4 = important; 5 = very important	Cycle paths to give access to Swindon.					
	A rail link with a station opened to allow commuter access from the proposed Eastern expansion.					
	A park and ride site for bus transport from the Eastern expansion.					
	Improvements to the A420 between Shrivenham and the A419 junction.					

Section 6: The Community and Leisure

Leisure facilities for all ages in the village are very important to the enhancement of village life. We would like to find out more about what you want.

Q 6.1 How often do you use the following village facilities?		A	B	C	D	E
Use a scale of 1-5 to answer these questions. 1 =Never 2 =Less than once a month 3 =Once a month or more 4 =Once a week 5 =More than once a week	Multi-use games area.					
	Youth shelter.					
	Recreation Ground.					
	Memorial Hall.					
	Cricket nets.					
	Children's play area.					
	Cricket pitch.					
	Football pitch.					

Q 6.2 If the following sports facilities were available in the village please indicate your usage.		A	B	C	D	E
Use a scale of 1-5 to answer these questions. 1 =Never 2 =Less than once a month 3 =Once a month or more 4 =Once a week 5 =More than once a week	Skate board park.					
	BMX cycle trail.					
	Recreational exercise trail.					
	Casual access to tennis courts.					
	Climbing rocks.					
	Multi use games area, flood lit for use after dark.					

Q 6.3 Specifically for the Recreation area, please tell us what extra facilities you would like to have and indicate the level of use, using the same 1 to 5 scale as above.		
Person		Usage (1 to 5)
A		
B		
C		
D		

E		
---	--	--

Q 6.4 What other sports and leisure facilities would you most like to see?	
Person	Please enter your ideas and comments below.
A	
B	
C	
D	
E	

Q 6.5 Are you a member of any local community groups or societies. If not write 'None'	
Person	List local community group / society
A	
B	
C	
D	
E	

Section 7: Housing Needs in Shrivenham

We would like to gather information on the housing needs for Shrivenham over then next 10~20 years or so. We appreciate that looking this far ahead is difficult but please indicate your expected housing needs based on the table below.

Q 7.1	Please tick all that apply				
	A	B	C	D	E
A residential home within 10 years time.					
A residential home in 10~20 years time.					
Warden-controlled sheltered housing within 10 years.					
Warden-controlled sheltered housing in 10~20 years.					
Social/rented housing within 5 years.					
Social/rented housing in 5~10 years time.					
A property with a government low interest loan or shared ownership within 5 years.					
A property with a government low interest loan or shared ownership in 5~10 years time.					
Owner Occupier for the first time in 5~10 years time.					
None of these/ No Change.					

Section 8: Youth and Education

You may be surprised to learn that the proportion of the Shrivenham population aged up to fifteen is 23%. This is over twice the proportion of those over 65. It is therefore important that we consider the needs of this younger age group.

Q 8.1 If a youth venue was available in Shrivenham, how often would you use such a facility?	A	B	C	D	E
Weekly					
Once a Month					
Occasionally					
Never					
Please tick only one box in each column					

Q 8.2 Please identify your preferred opening times for a Youth Venue in Shrivenham.	A	B	C	D	E
Day or Days (Mon,Tue,Wed,Thu,Fri,Sat,Sun)					
Opening Times (start~finish)					

Q 8.3 Would you support the provision of a youth venue in the Village in any of the following ways:	A	B	C	D	E
Funded through membership fees and or admission charges.					
Funded via the Parish council as part of the council tax.					
Volunteering your time to provide supervision at the youth club.					
Would not support a youth venue.					
Tick all that you would support					

Q8.4 If additional community /adult education facilities were available in Shrivenham, which of the following would you use (tick all that apply)	A	B	C	D	E
Language Classes.					
Parenting Classes.					
Use of school facilities during holidays and out of school hours.					
Sports Classes.					
Music / Singing.					
Arts / Craft.					
IT / computing.					

Q 8.5 Specific to growing up in Shrivenham, please tell us whether you feel Shrivenham is failing to meet the needs and interests of young people. If so, what are the main problems facing young people and how might they be overcome?	
Person	Details of your issue or concern
A	
B	
C	
D	
E	

Section 9: Your priorities and your opportunity to comment

Q 9.1 What one thing would most improve your life in Shrivenham?	
Person	Your idea.
A	
B	

C	
D	
E	

Q 9.2 If you have any other comments about the future of the Village then please write them below.

Person	Please write any further comments below.
A	
B	
C	
D	
E	

Thank you for completing this questionnaire.

The collated and combined results will form the basis of the Shrivenham Parish Plan, and will in due course be published on the Shrivenham.org website as well as being provided to the Parish Council and the Oxfordshire Rural Community Council. No results, conclusions or demographic data will be associated with any one specific household in Shrivenham. Your views and comments will therefore be treated as confidential.

Thank you and good luck in the prize draw if you have chosen to enter.

Please try and have this questionnaire completed and ready for collection by October 25th by a representative of the Village Planning Group.

